
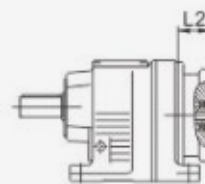
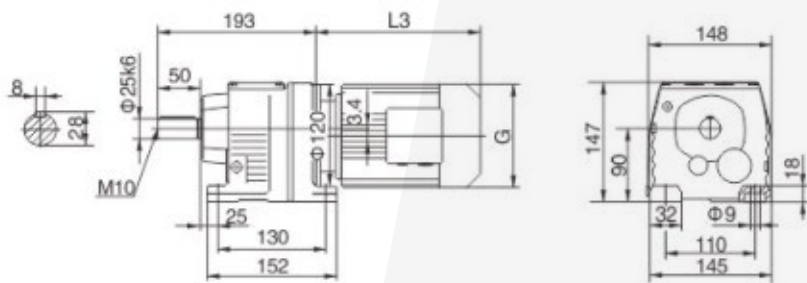


TAMAÑO MOTOR	63	71	80	90S	90L	100
KW	0.18	0.25 0.37	0.55 0.75	1.1	1.5	2.2 3.0
L3	235	245	278	304	328	340
G	130	145	175	195	195	215
L2	45	92	80	80	80	80

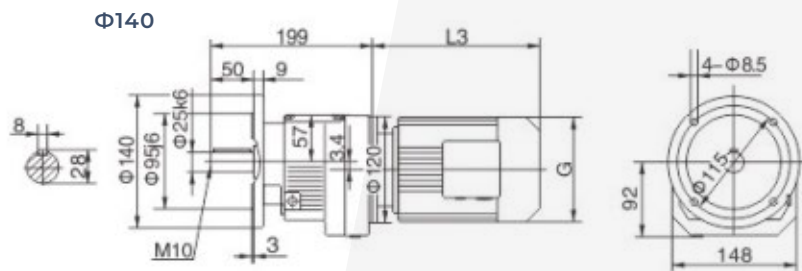
TORQUE PERMISIBLE 130



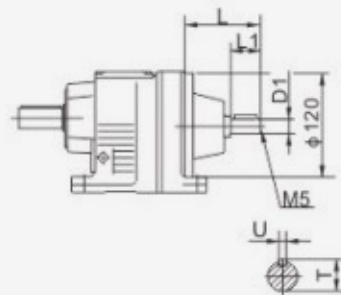
R27



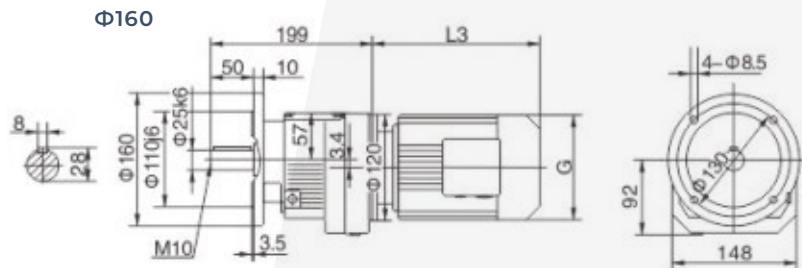
RF27



R..S27



Φ160



R..27R17

