
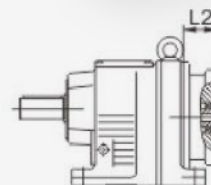
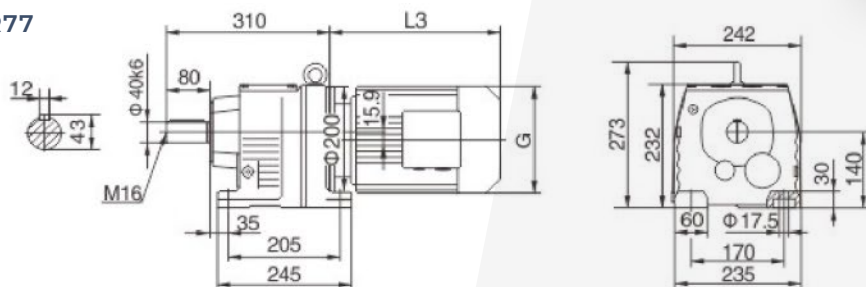


TAMAÑO MOTOR	63	71	80	90S	90L	100	112M	132S	132M	160M			
KW	0.18	0.25	0.37	0.55	0.75	1.1	1.5	2.2	3.0	4.0	5.5	7.5	11
L3	223	233	278	304	328	350	380	425	461	524			
G	130	145	175	195	195	215	240	275	275	330			
L2	45	55	80	80	80	100	100	110	110	133			

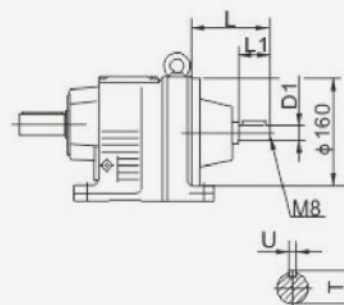
TORQUE PERMISIBLE 820



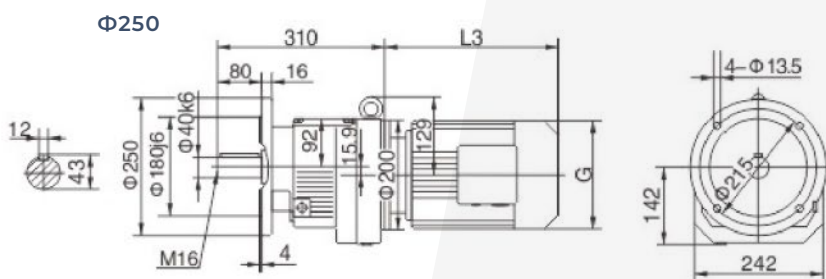
R77



R..S77



RF77



R..77R37

