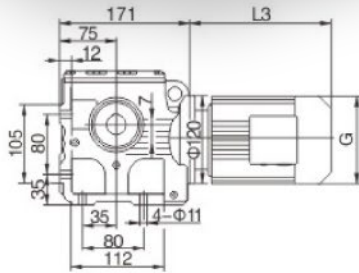


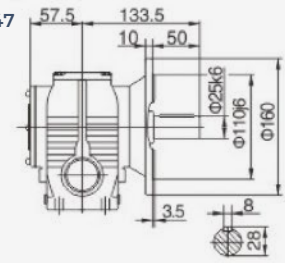
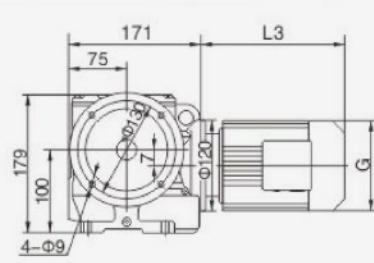
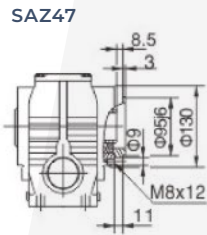
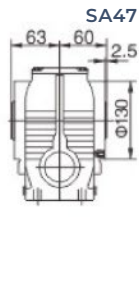
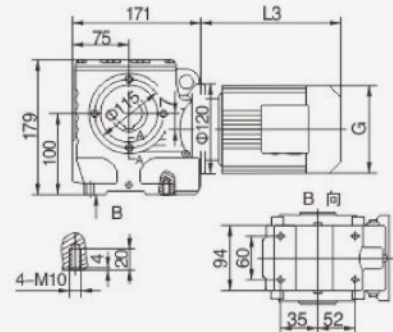
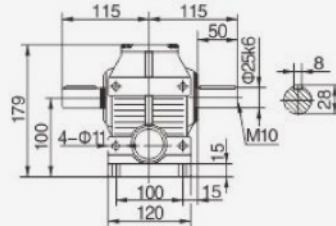
TAMAÑO MOTOR	63	71	80	90S	90L
KW	0.18	0.25	0.37	0.55	0.75
L3	235	245	278	304	328
G	130	145	175	195	195
L2	45	92	80	80	80

TORQUE PERMISIBLE 170

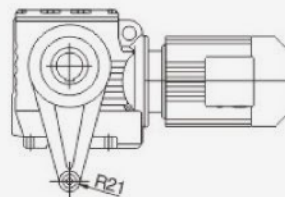
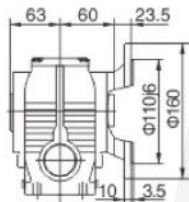
SA47/SAZ47/SAF47



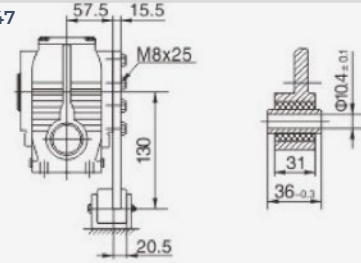
S47



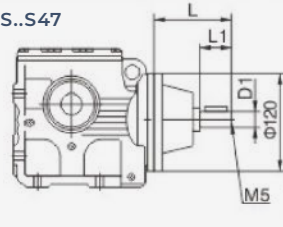
SAF47



SAT47



S..S47



S..47R17

